

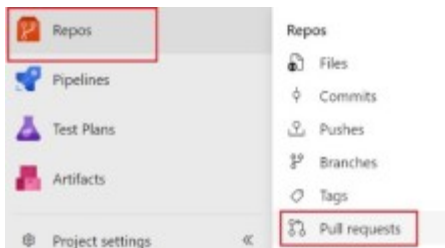
Merging the Pull Request

If the reviewer agrees with the proposed changes, the **Merge** operation combines changes into the Central Repository.

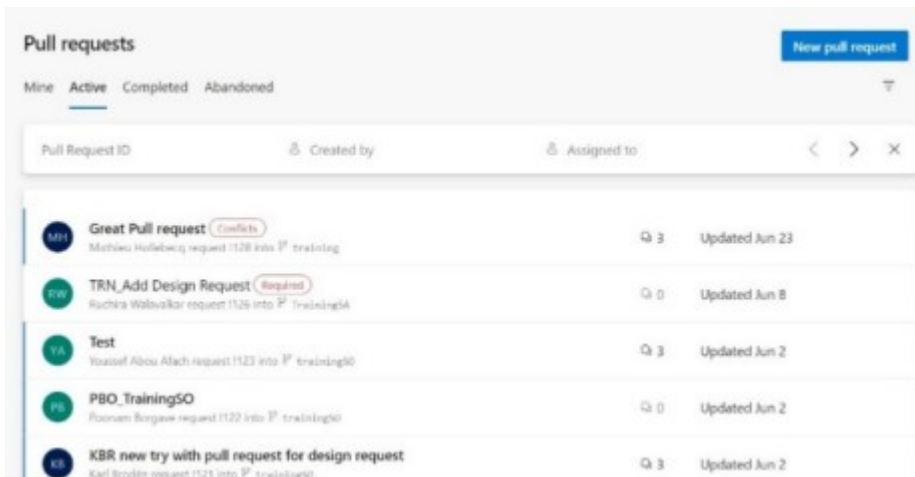
When the reviewer clicks the **Merge** button, the developers' proposed **Commit(s)** are merged into the Central Repository (Team **Repo**).

The following steps outline the process of **Merging the Pull Request**:

1. Navigate to <https://dev.azure.com/{organization}/{project}>.
2. Click **Repos** and select **Pull requests**.

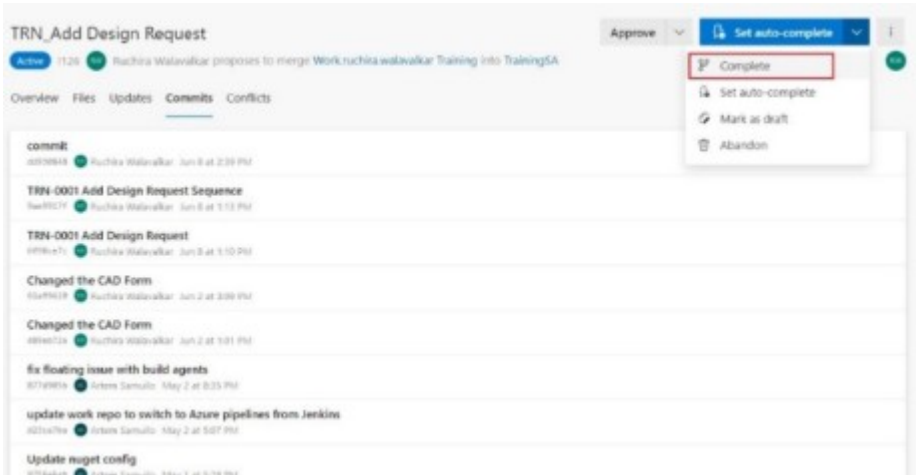


3. In the **Active** Tab select the required **Pull request**.

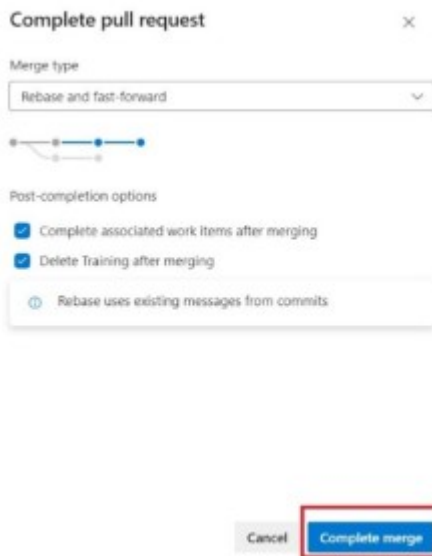


4. Select **Complete** on the upper right to complete the **PR**.





5. In the **Complete pull request** pane, under **Merge type**, select **Rebase and fast-forward** and click on **Complete merge**.



The completion of the **PR** triggers a new Build.

6. Verify that the Build is green (successful) by clicking **Pipelines** in the left menu, selecting **Pipelines** in the right menu, and selecting the **Recent** Tab.

