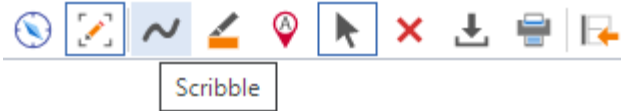



Drawing on CAD Models

The **Scribble** button on the **Basic Markup** or **Standard Markup** toolbar provides access to the scribble feature.

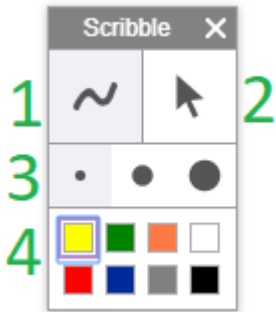


With the discussed feature, an end user can draw arbitrary lines on a 3D CAD model.

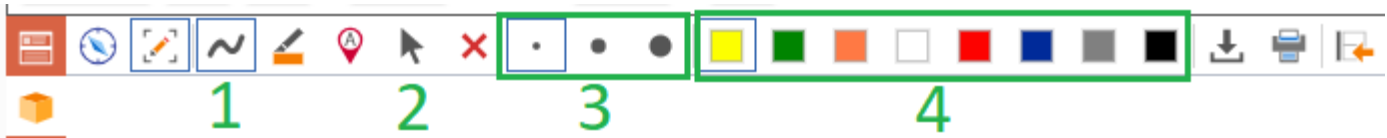


Depending on a given toolbar, the feature is displayed as follows:

- **Basic Markup:** as the separate **Scribble** toolbar.



- **Standard Markup:** as additional buttons on this toolbar.



The scribble feature provides the following functionality:

1. **Scribble:** to draw arbitrary lines on a 3D CAD model.
2. **Select:** to select markups on a 3D CAD model.
3. **Line widths:** to set the width of a line to be drawn.
4. **Line colors:** to set the color of a line to be drawn.

To use a feature or option, a user should click its button.

To select a line, a user should click **Select** and then select this line. A selected line has blue edges with circles and cannot be repositioned.



