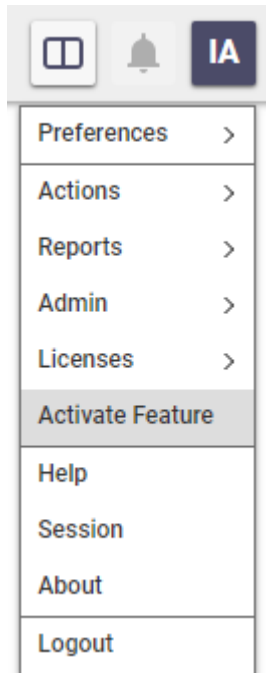


CAD Converter License Activation

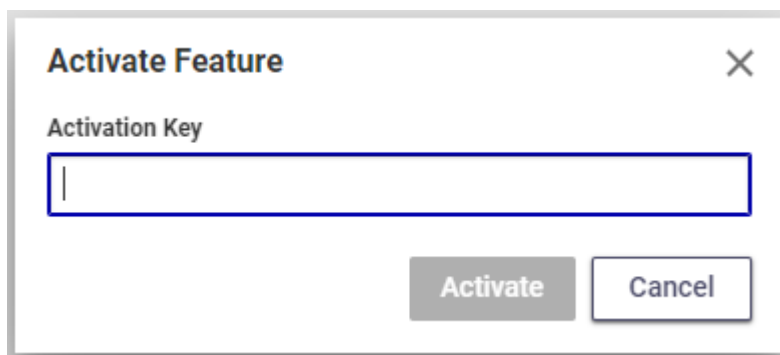
The following steps outline the process of activating the CAD Converter 3 Feature License:

1. Log into Aras Innovator as an administrator.
2. From the **User** menu near the upper-right corner, select **Activate Feature**.



3.

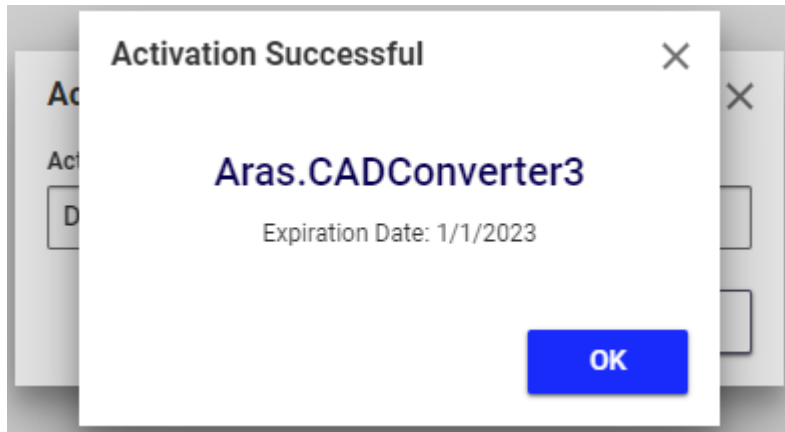
The **Activate Feature** dialog appears.



4. Enter the feature license activation key in the **Activation Key** field.
5. Click **Activate**.



6. The **Activation Successful** dialog appears.



Close the **Activate Feature** and **Activation Successful** dialogs.