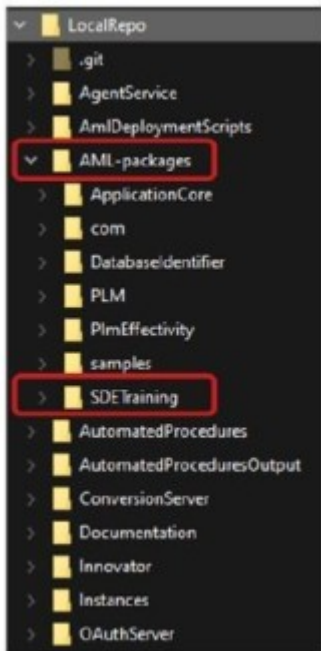


# Creating a Package Definition

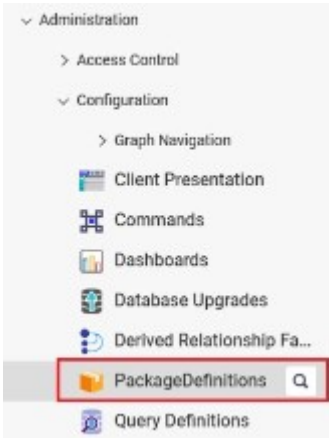
To set up a new application in Aras Innovator, the user must create a **Package** by creating a **Package Definition** with its dependencies and then exporting the **Package**.

In this case, the manifest file for the import must be adapted and needs to be committed or staged to the Version Control System.

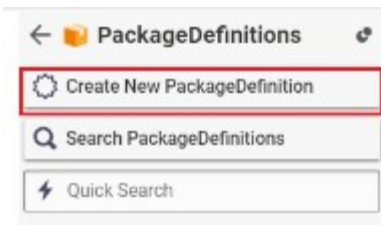


The following steps outline the process of creating a **Package Definition**:

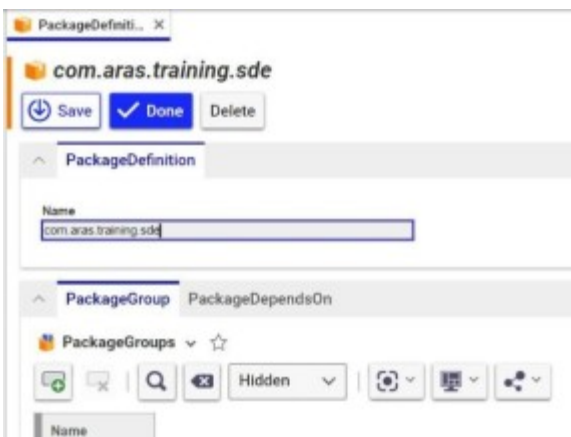
1. Login into the Aras Innovator instance.
2. From the **Table of Contents**, expand **Administration** and **Configuration**, then select **PackageDefinitions**.



3. Click **Create New PackageDefinition**.



4. On the **PackageDefinition** Form, enter the name of the **PackageDefinition**. For example, com.aras.training.sde.



5. Create a test Item and add it to the new **Package**.

