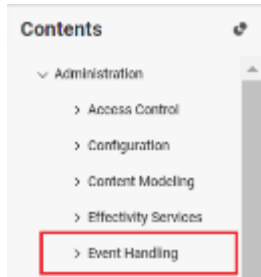


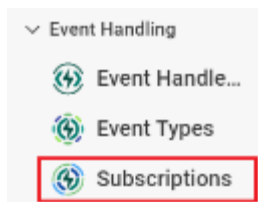
Create Subscription

The following steps outline the process of creating the **Subscription** to link an **Event Type** to an **Event Handler**:

1. From the **Table of Contents**, expand **Administration** and expand **Event Handling**.

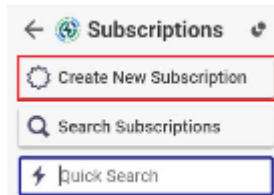


2. Select **Subscriptions**.



The **Subscription Table of Contents** appears.

3. Click **Create New Subscription**.



The Subscription form appears.



Subscription 3

 Save  Done  Delete

Name

Description

4. Enter the **Name** and **Description** (Optional) of the **Subscription**.
5. Click **Done** to save.
6. Next step is to create new **Event Types** and link them to the **Event Handlers**.

