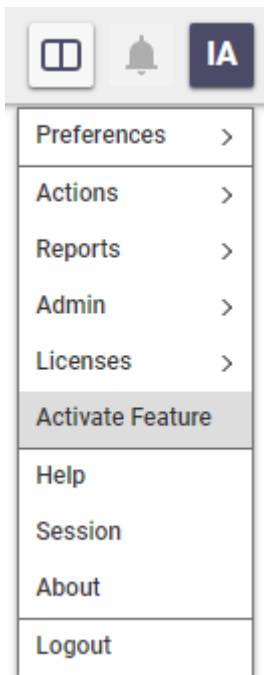


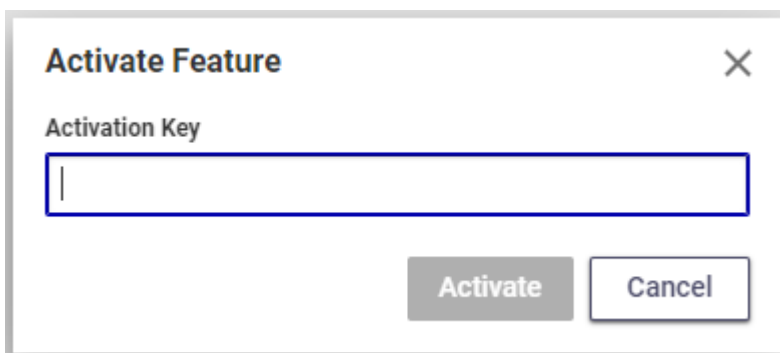
CAD Converter License Activation

The following steps outline the process of activating the CAD Converter 3 Feature License:

1. Log into Aras Innovator as an administrator.
2. From the **User** menu near the upper-right corner, select **Activate Feature**.



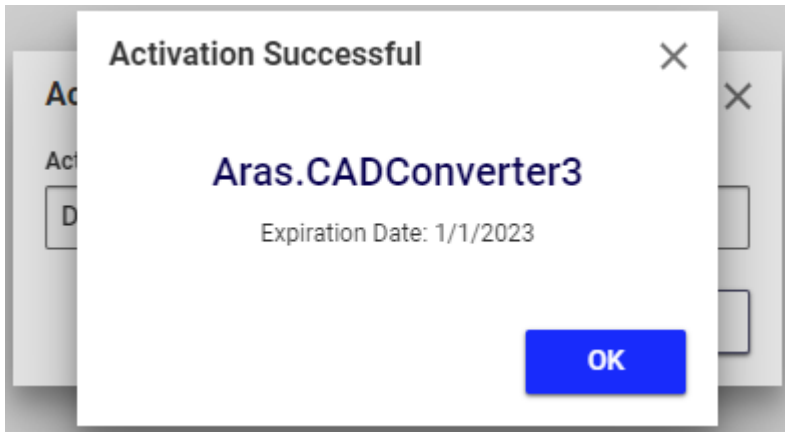
The **Activate Feature** dialog appears.



3. Enter the feature license activation key in the **Activation Key** field.
4. Click **Activate**.



The **Activation Successful** dialog appears.



Close the **Activate Feature** and **Activation Successful** dialogs.