

Notification and Backup

1. **Notify users** that the system will be down at a scheduled time, they should log out prior to that.

Important

It is best to give at least **24-hour notice**, as well as a reminder 15 minutes prior to the upgrade.













2. **Backup** the code tree.

The **Code Tree** refers to files and folders installed to the disk when Aras Innovator was first installed.

The default path for the Code Tree installation would be something like:

```
C:\Program Files (x86)\Aras\Innovator
```

With the following contents:

Name	Type	Size
 AgentService	File folder	
 ConversionServer	File folder	
 DB	File folder	
 Innovator	File folder	
 OAuthServer	File folder	
 SelfServiceReporting	File folder	
 Tools	File folder	
 VaultServer	File folder	
 ConversionServerConfig	XML File	1 KB
 InnovatorServerConfig	XML File	2 KB
 SelfServiceReportConfig	XML File	1 KB
 VaultServerConfig	XML File	1 KB



Follow these steps to confirm the installation folder:

1. From the Windows search field, enter **Control** to access the **Control Panel**.
2. Select **Programs and Features**.
3. Right-click the **Name** column and select **More...**
 1. Select the **Comments** header if it is not checked.
 2. Click **OK**.
4. Search for the **Aras Innovator** entry in the **Programs and Features** window.
5. View the value set in the **Comments** column for the Aras Innovator entry:

Name	Publisher	Installed On	Size	Version	Comments
Aras Innovator	Aras Corporation	1/20/2022	1.09 GB	14.0.0	Installed to C:\Program Files (x86)\Aras\...
Aras Innovator	Aras Corporation	4/12/2023	0.99 GB	14.0.17	Installed to C:\Aras\14.0.15\
Aras Innovator	Aras Corporation	3/7/2022	899 MB	12.0.0	Installed to C:\Program Files (x86)\Aras\...

After the tree code installation path has been verified, back up the folder and all its contents:

- **Disconnect** all users from the database.
The easiest way to prevent client sessions from committing any further changes to the database is to change the database connection string in the InnovatorServerConfig.xml from <DB-Connection ... to <xDB-Connection and restart the w3svc service (IIS). This expires all session and prevents all new connections to the Aras Innovator database through the existing instance.
- **Backup** the database.
- Place these files in a **safe location**, as they will be needed to restore if the process fails.
- **Enable** database connections.
After the database backup has been completed, enable the database connection string in the InnovatorServerConfig.xml by changing it from <xDB-Connection ... to <DB-Connection and restarting the w3svc service (IIS).

