








Browsing CAD Model Views with Monolithic Viewer

The **Views** tab of the **Model Browser** section provides end users with options of viewing positions available for a given 3D CAD model.

















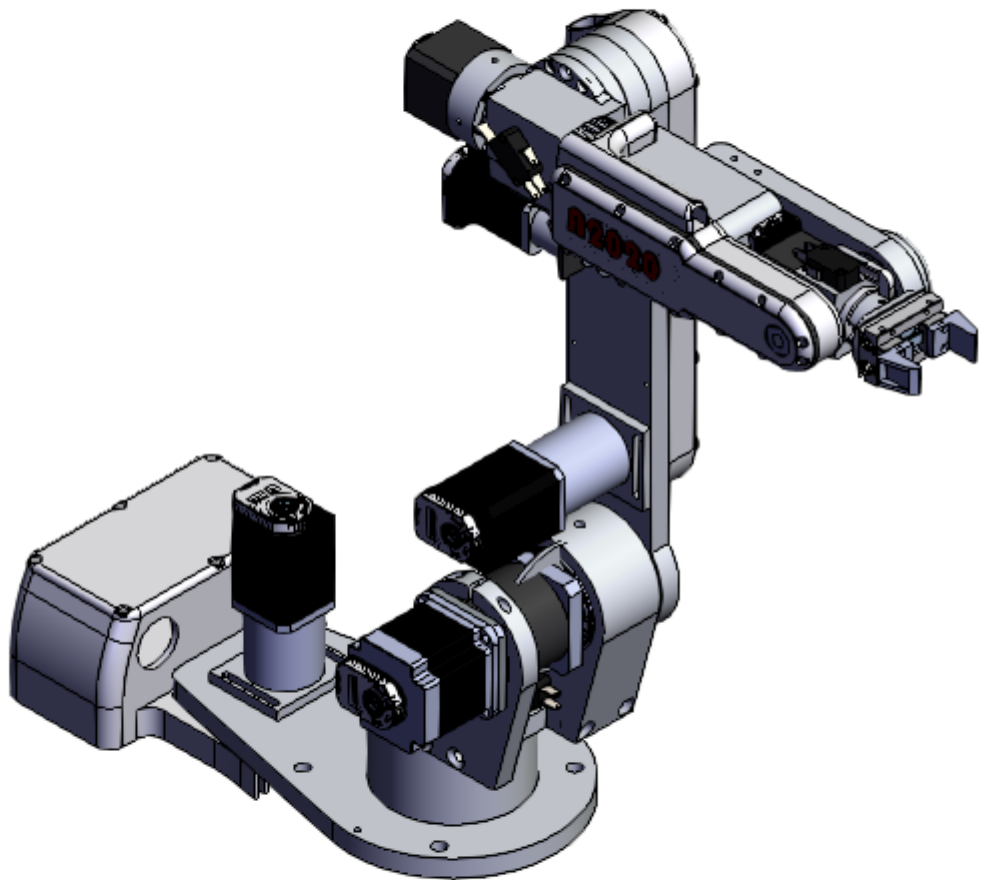
Model Views

Standard Views

-  Iso View
-  Front View
-  Right View
-  Left View
-  Top View
-  Back View
-  Bottom View

CAD Views

-  [*Normal To]
-  [*Front]
-  [*Back]
-  [*Left]
-  [*Right]
-  [*Top]
-  [*Bottom]
-  [*Isometric]
-  [*Trimetric]
-  [*Dimetric]
-  *Back
-  *Right
-  *Bottom
-  *Home



The **Views** tab has two view groups:

1. **Standard Views**: viewing positions of standard 3D sides available for all 3D CAD models:

- Iso View
- Front View
- Right View
- Left View
- Front View
- Top View
- Back View

2. **CAD Views:** viewing positions of specific sides and orientations embedded in a given 3D CAD model with a CAD editor.

Clicking a given **viewing** position rotates a given 3D CAD model to a corresponding side and orientation.

