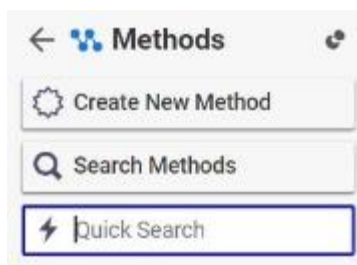


Create Custom Event Handler Method

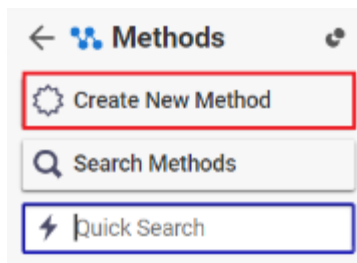
The Administrators need to create **Event Handler** Methods that will process all events produced by appropriate **Event Type**.

The following steps outline the process of creating custom event handler method:

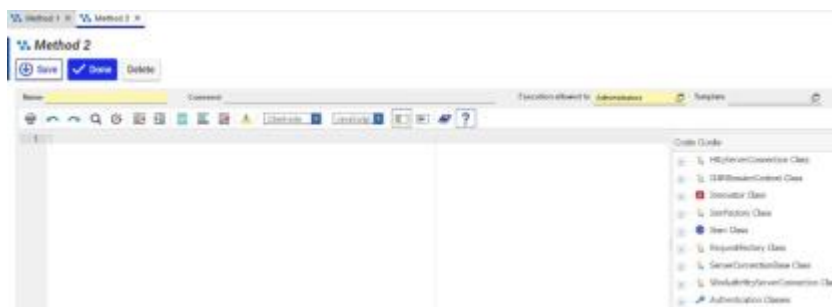
1. From the Table of Contents, expand Administration and select Methods. The Methods Table of content appears.



2. Click **Create New Method**.



The Method form appears.

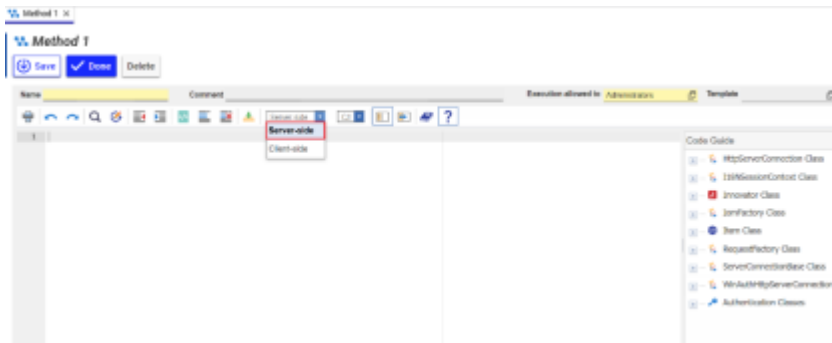


3. In the **Name** field, enter the name of the method.



4. The **Execution allowed to** field should be set to **ehf_EventHandlers**.

5. Select **Server-Side** method.



6. Add the custom method code for publishing event data from the queue.

Here is a code sample that demonstrates how to retrieve the event data from the queue for publishing.

```
Item relationships = this.getRelationships();

int eventItemsCount = relationships.getItemCount();

/* for each event in this batch, get the event details and perform
custom publishing logic */

for (int i = 0; i < eventItemsCount; i++) {

Item eventItem = relationships.getItemByIndex(i);

var data = eventItem.node.SelectNodes("./data");

string dataXml = string.Empty;

if (data.Count > 0) {

dataXml = data[0].InnerXml;

}

}
```



```
string subject = eventItem.getProperty("subject", string.Empty);  
string type = eventItem.getProperty("type", string.Empty);  
string eventId = eventItem.getProperty("id", string.Empty);  
string time = eventItem.getProperty("time", string.Empty);  
string source = eventItem.getProperty("source", string.Empty);  
  
// add your publishing logic here  
  
}  
  
return this;
```

7. Click **Done** to save the changes.

