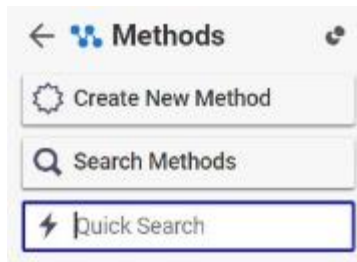


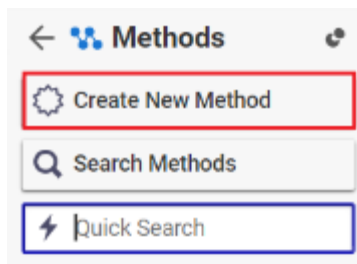
Create Custom Event Method

The following steps outline the process of creating the **Custom Event Methods**:

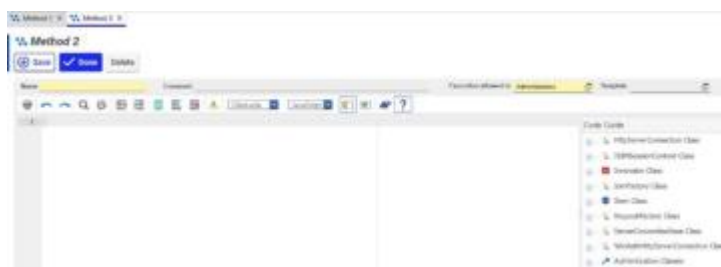
1. From the **Table of Contents**, expand **Administration** and select **Methods**. The **Methods Table of Contents** appears.



2. Click **Create New Method**.



The Method form appears.



3. Add the Method **Name** and the following properties:

- o **Method Location**: Server-Side
- o **Method Type**: C#
- o **Execution Allowed To**: ehf_EventPublishers



4. Write the method code to add a custom event to the publishing queue.

The following sample code demonstrates how to use the **ehf_PublishEvent** action to add a **Custom Event** to the queue. Replace the highlighted text with the data that will be processed by an **Event Handler Method** (see section “Create Event Handler Method”):

```
Item publishEvent = this.newItem("Method", "ehf_PublishEvent");  
  
Item eventItem = this.newItem();  
  
eventItem.setProperty("type", "Custom Event Type Name");  
  
eventItem.setProperty("subject", "context item id or subject string");  
  
eventItem.setProperty("data", "context item data");  
  
publishEvent.setPropertyItem("event", eventItem);  
  
Item result = publishEvent.apply();  
  
return this;
```

5. Click **Done** to save.

