

Notification and Backup

1. **Notify users** that the system will be down at a scheduled time, they should log out prior to that.

Important

It is best to give at least **24-hour notice**, as well as a reminder 15 minutes prior to the upgrade.













2. **Backup** the code tree.

The **Code Tree** refers to files and folders installed to the disk when Aras Innovator was first installed.

The default path for the Code Tree installation would be something like:

```
C:\Program Files (x86)\Aras\Innovator
```

With the following contents:

Name	Type	Size
 AgentService	File folder	
 ConversionServer	File folder	
 DB	File folder	
 Innovator	File folder	
 OAuthServer	File folder	
 SelfServiceReporting	File folder	
 Tools	File folder	
 VaultServer	File folder	
 ConversionServerConfig	XML File	1 KB
 InnovatorServerConfig	XML File	2 KB
 SelfServiceReportConfig	XML File	1 KB
 VaultServerConfig	XML File	1 KB



Follow these steps to confirm the installation folder:

1. From the Windows search field, enter **Control** to access the **Control Panel**.
2. Select **Programs and Features**.
3. Right-click the **Name** column and select **More...**
 1. Select the **Comments** header if it is not checked.
 2. Click **OK**.
4. Search for the **Aras Innovator** entry in the **Programs and Features** window.
5. View the value set in the **Comments** column for the Aras Innovator entry:

Name	Publisher	Installed On	Size	Version	Comments
Aras Innovator	Aras Corporation	1/20/2022	1.09 GB	14.0.0	Installed to C:\Program Files (x86)\Aras\...
Aras Innovator	Aras Corporation	4/12/2023	0.99 GB	14.0.17	Installed to C:\Aras\14.0.15\
Aras Innovator	Aras Corporation	3/7/2022	899 MB	12.0.0	Installed to C:\Program Files (x86)\Aras\...

After the tree code installation path has been verified, back up the folder and all its contents:

- **Disconnect** all users from the database.
The easiest way to prevent client sessions from submitting any further requests to the database is to change the database connection string in the `InnovatorServerConfig.xml` from `<DB-Connection ...` to `<xDB-Connection` and restart the `w3svc` service (IIS). This expires all session and prevents all new connections to the Aras Innovator database through the existing instance.
- **Backup** the database.
- Place these files in a **safe location**, as they will be needed to restore if the process fails.
- **Enable** database connections.
After the database backup has been completed, enable the database connection string in the `InnovatorServerConfig.xml` by changing it from `<xDB-Connection ...` to `<DB-Connection` and restarting the `w3svc` service (IIS).

